

A joint collaboration between Stark County Public Health Agencies:

Alliance City Health Department
 Massillon City Health Department

Canton City Public Health
 Stark County Health Department

Stark County, Ohio

December 04, 2020 Epi Report

**COVID-19 Snapshot
 Stark County, Ohio
 as of 11:00am
 December 4, 2020**

Level 1	Level 2	Level 3	Level 4
<p>Stark County is currently at a Level 4 (Purple) Status as indicated by the Ohio Public Health Advisory System-Indicators 1-7 were met.</p> <p>For information on the Ohio Public Health Advisory System, please visit: https://coronavirus.ohio.gov/wps/portal/gov/covid-19/public-health-advisory-system/</p>			

Confirmed Cases

- Total: 11318
- Active/Open Cases: 7553
- Closed: (includes Deaths) 3765
- Closed due to Death: 224

Probable Cases

- Total: 849
- Active/Open Cases: 490
- Closed: (includes Deaths) 359
- Closed due to Death: 10

Hospitalized Confirmed & Probable Cases

- Yes: (includes ICU) 731
- Yes, ICU: 106
- Discharged: 424

Age Range

- Confirmed Cases: <1-108
- Hospitalized in Confirmed Cases: 6-105
- Deaths in Confirmed Cases: 51-108

All data contained is preliminary and is subject to change as more information is reported to Ohio Department of Health (ODH). Data presented in this document is based on data as of 12.04.2020 11:00 am (for Stark County data) and/or 2:00pm (for Ohio data). Cases from previous days are likely to change as more information is entered. Caution should be exercised as data is subject to change. Numbers may differ from ODH depending on time data was accessed.

For questions regarding this report, please contact:

Amanda Archer, MPH aarcher@cantonhealth.org

Jessica Boley, RD, LD jboley@cantonhealth.org

Chelsea Sadinski, MPH SadinskiC@starkhealth.org



Stark County Epi Situational Report - COVID-19

Table 1 as of: 12/04/2020 2:00PM

Next report scheduled: 12/08/2020

Cases Reported to Stark LHDs		
Data as of 12.04.2020 11:30		
Positive/Confirmed	11,318	
Hospitalized	723	6.39%
ICU Admissions	103	0.91%
Deaths in Confirmed Cases	224	1.98%
Probable Cases	849	
Deaths in Probable Cases	10	

Cases Reported to ODH		
Data as of 12.04.2020 14:00		
Positive/Confirmed	422,848	
Hospitalized*	28,281	6.69%
ICU Admissions*	4,814	1.14%
Deaths in Confirmed Cases	6,304	1.49%
Probable Cases	24,001	
Deaths in Probable Cases	449	

*Hospitalized & ICU includes confirmed & probable

Descriptive Statistics for Stark County Confirmed Cases

Gender			
	Confirmed Cases		Deaths
Male	4,836	42.7%	116
Female	6,314	55.8%	108
Unknown	168	1.5%	0
Total	11,318		224

Ethnicity			
	Hispanic	Non-Hisp	Unknown*
Count	215	5,537	5,566
%	2%	49%	49%

Race						
	White	Black	Asian/Pacific Islander	American Indian/Alaskan	Other	Unknown*
Count	6,042	780	39	12	476	3,969
%	53.4%	6.9%	0.3%	0.1%	4.2%	35.1%

*Unknown counts includes refused to answer responses

Illness Information for Stark County Confirmed Cases-Cumulative Counts

Hospitalized		
Yes	723	6.4%
No	10,471	92.5%
Unknown	124	1.1%

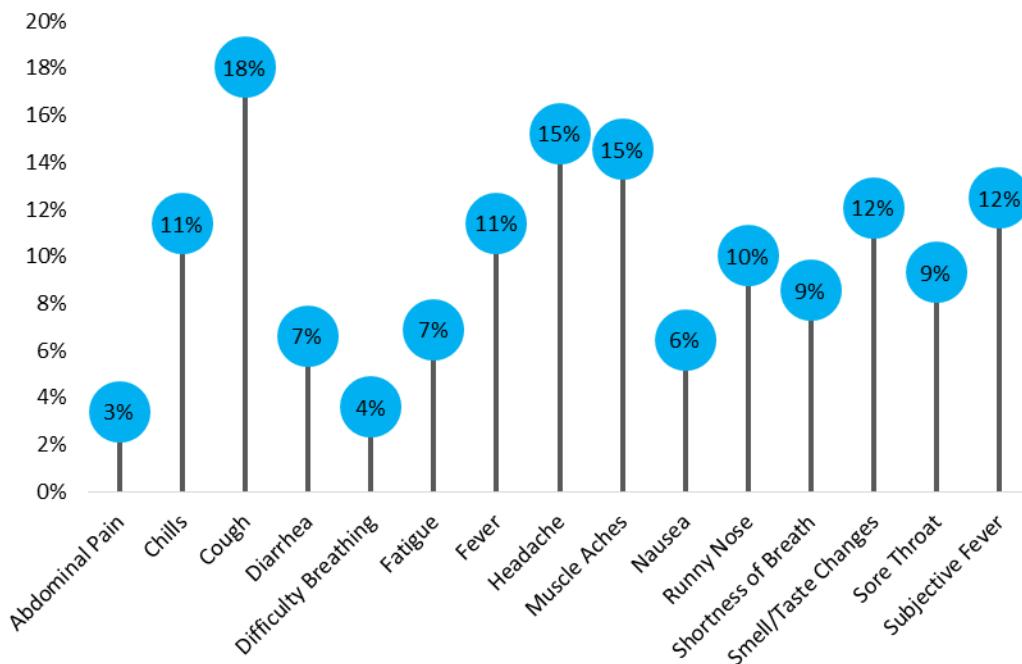
If hospitalized, in ICU?		
Yes	103	14%
No	620	86%

Discharged from Hospital	
ICU	74
Other	347

Some cases may be discharged due to death.

Signs & Symptoms in Confirmed Cases

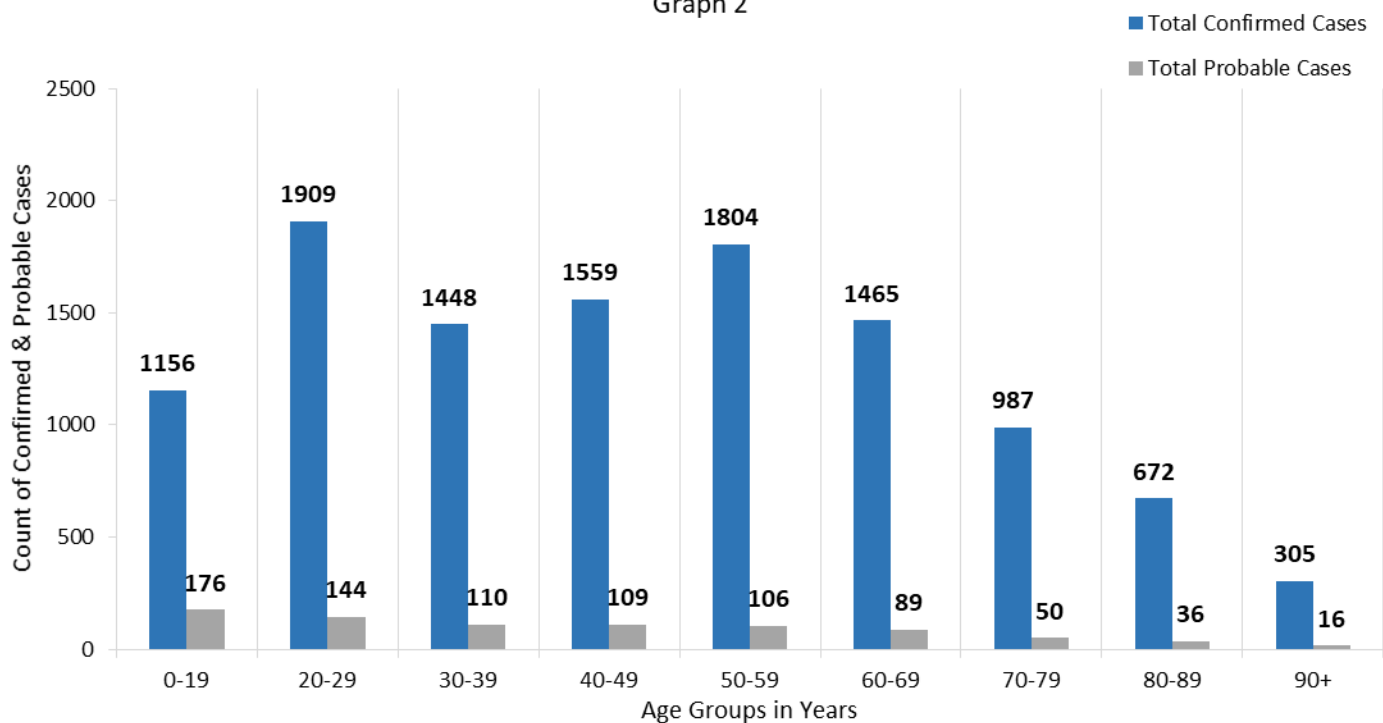
Graph 1



Graph 1 shows the incidence of signs and symptoms reported in confirmed cases of COVID-19 in Stark County. Two symptoms that are similar are subjective fever where in a patient felt feverish and fever in which is defined as a fever of >100.4F (38C).

Count of Confirmed & Probable Cases by Age Group in Stark County

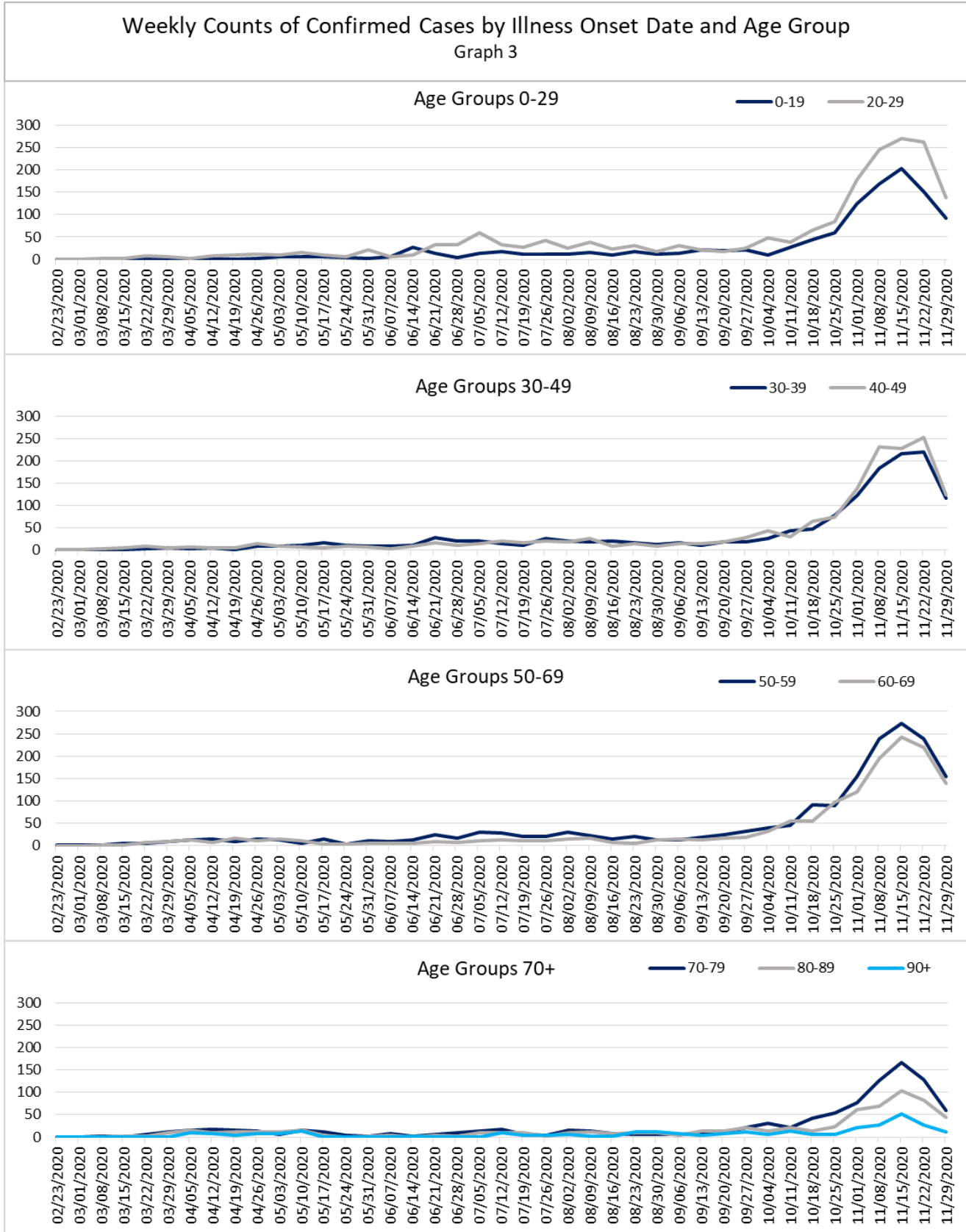
Graph 2



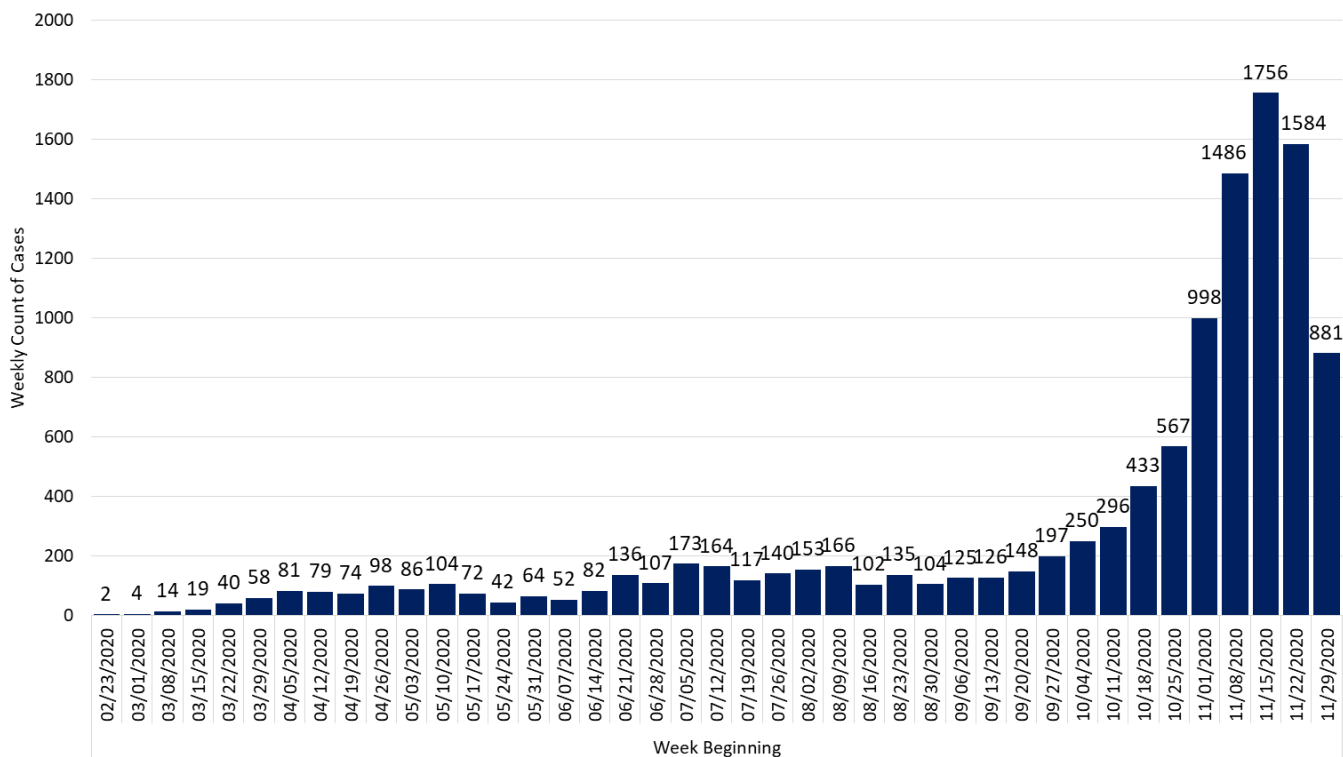
This graph was updated 12/1/2020. A breakdown of deaths by age is now on page 6 as Graph 7. Graph 2 shows the cumulative number of laboratory-confirmed and probable cases by age group. There are 13 probable cases and 12 confirmed cases in which date of birth is currently unknown and not shown in graph above.

EPIDEMIOLOGICAL REPORT ON COVID-19

Graph 3 shows a breakdown of confirmed cases by week by age groups. There are 13 probable cases and 12 confirmed cases in which date of birth is currently unknown and not shown in graph below. As with all data contained in this report, caution is advised when looking at the past 2-3 weeks of data due to delays in testing results.

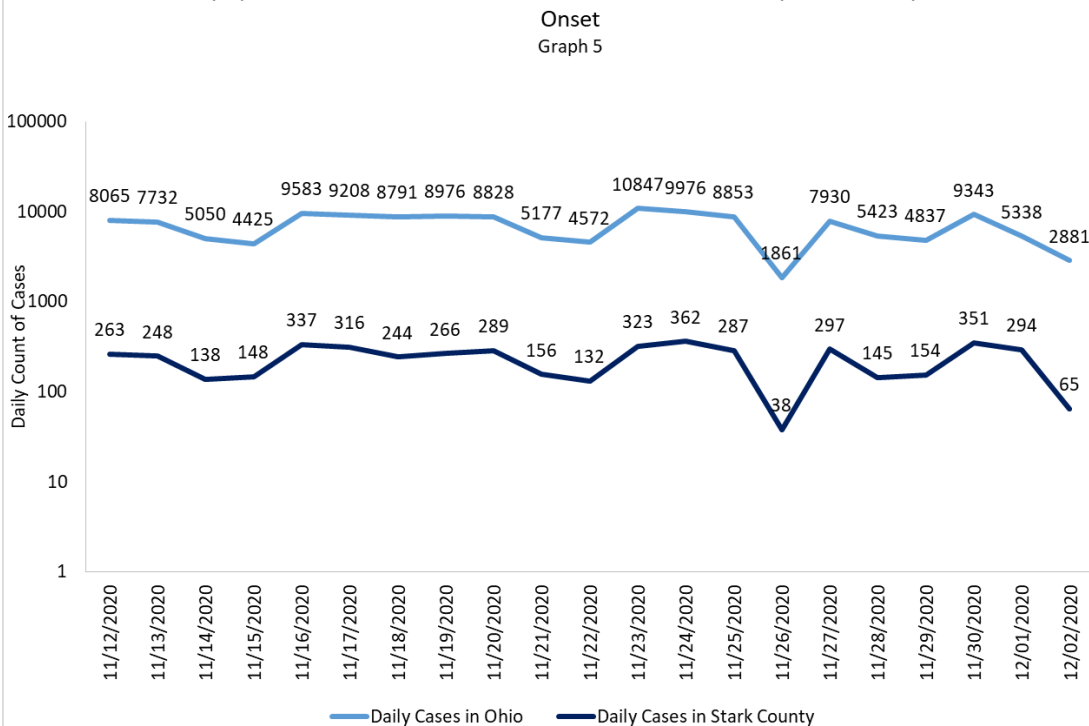


Weekly EpiCurve of Confirmed COVID-19 Cases in Stark County by Illness Onset
Graph 4



Graph 4 shows the EpiCurve which displays the total number of laboratory-confirmed cases per week, based on the illness onset date for Stark County. If the illness onset date is not available, the earliest known date is utilized, which could be the date the specimen was collected, the date of the test results or the date reported to the local health

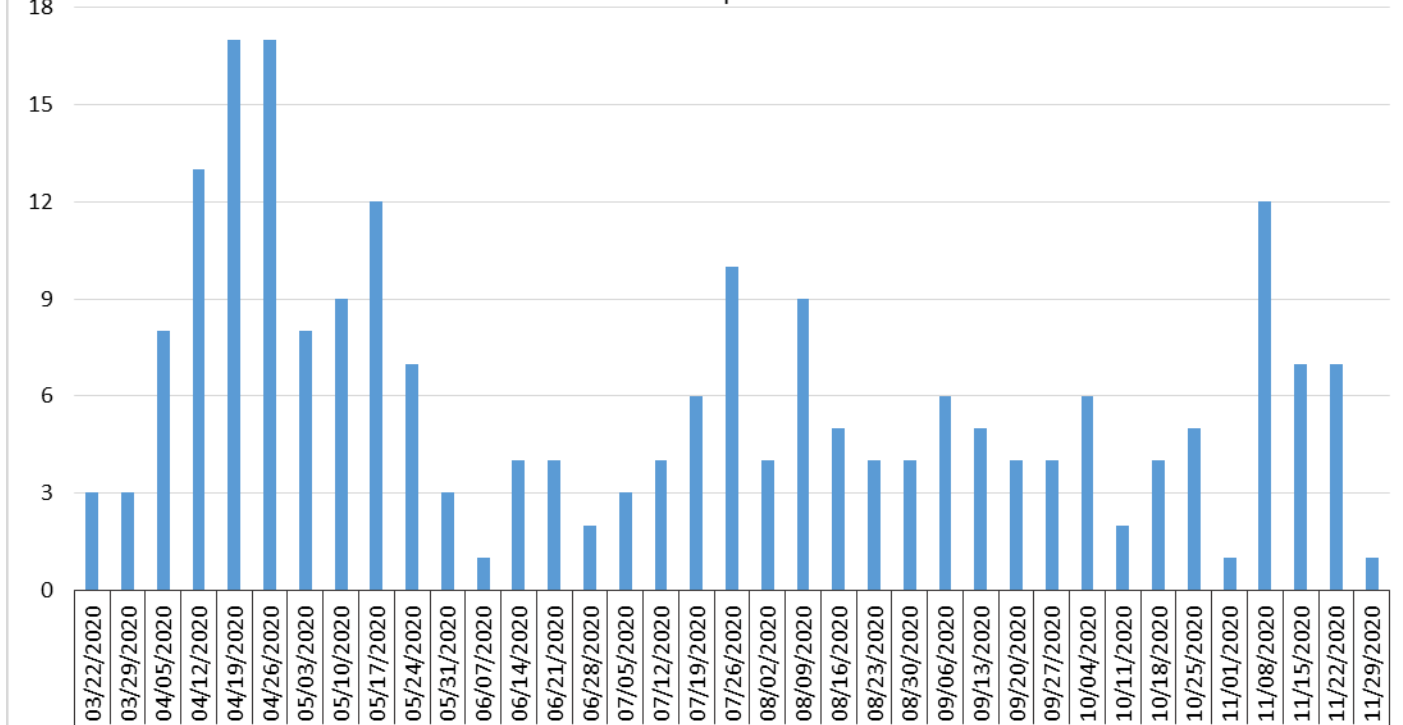
21 Day EpiCurve of Confirmed COVID-19 Cases in Stark County and Ohio by Illness Onset
Graph 5



department. Counts will change as additional information is collected. Stark County's first confirmed case reported an illness onset date of 2/25/2020. **This data only includes data up until 11:00 am on 12/04/2020.**

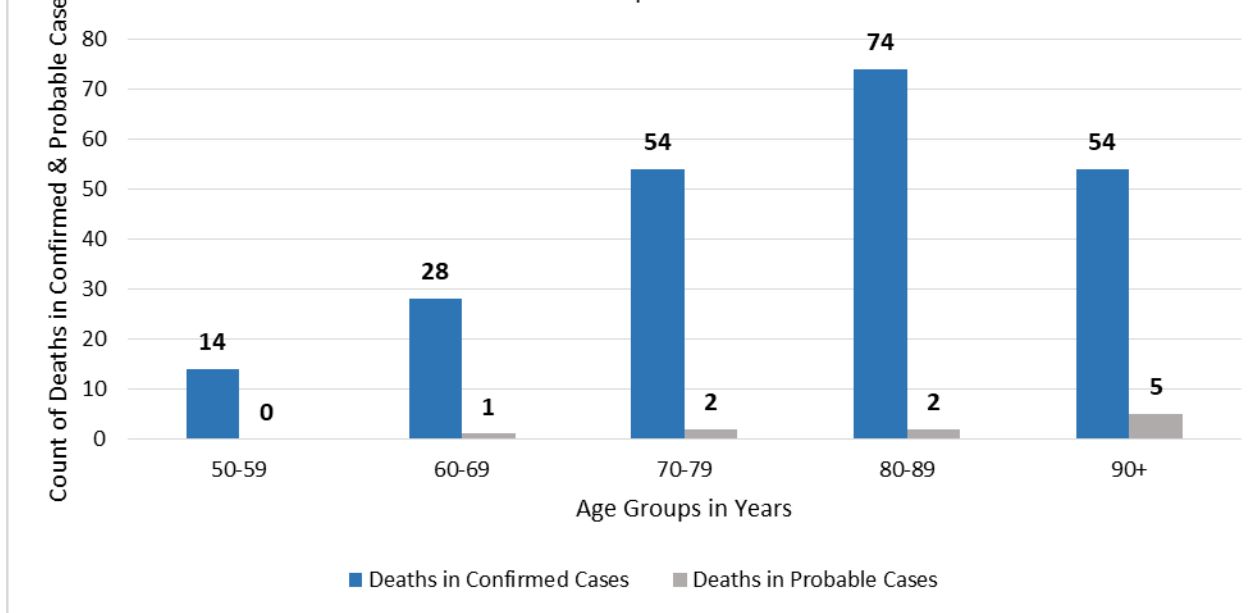
To help highlight short-term daily changes, Graph 5 shows daily counts of laboratory confirmed cases for a 21-day period.

Count of Deaths in Confirmed Cases by Week
Graph 6



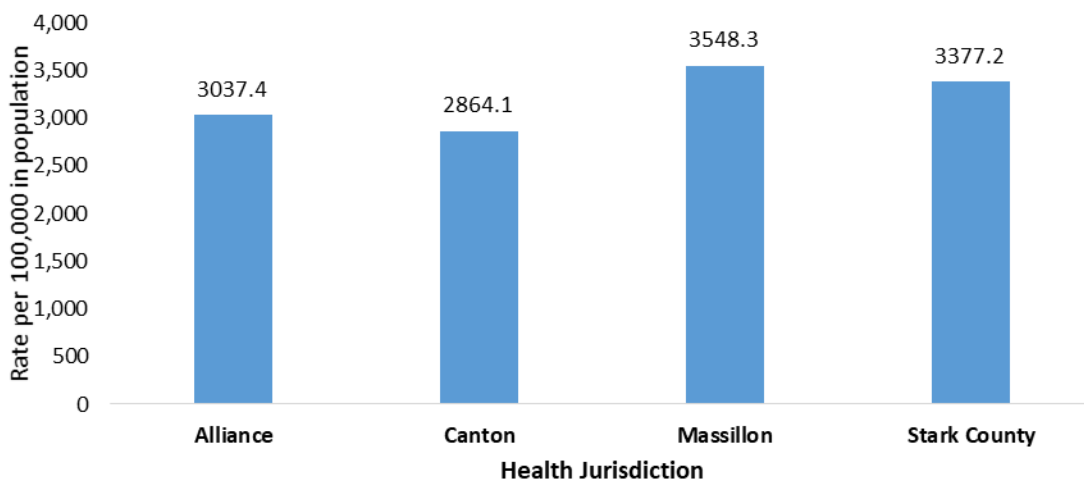
Graph 6 is a breakdown of death counts in laboratory-confirmed cases by week in which the death occurred. Includes only deaths reported to the local health department as of 11:30am on 12/01/2020. This isn't an automated process which is why it may be a week or longer for a death to be documented.

Count of Deaths in Confirmed & Probable Cases by Age Group
Graph 7



Graph 7 shows the breakdown in deaths in confirmed and probable cases by age group. Additional age groups will be added as needed.

Rate of Confirmed and Probable Cases by Health Jurisdiction
Graph 8

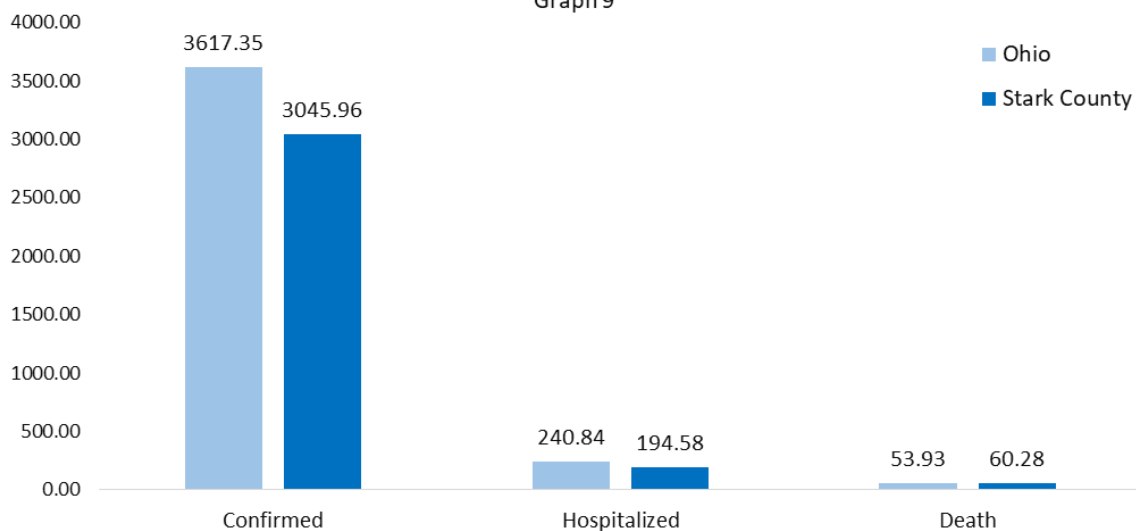


Health Jurisdiction	Probable Cases	Confirmed Cases	Total
Alliance	44	634	678
Canton	200	1818	2018
Massillon	100	1050	1150
Stark County	505	7816	8321

Rates=(case count/population)*100000

Graph 8 shows the rate of cumulative confirmed and probable cases by Stark County jurisdictions. Alliance, Canton and Massillon jurisdictions covers those within those particular city limits. Stark County jurisdiction covers all other areas outside of those three city limits. Rates calculated by 2018 population census data.

Rates of Confirmed Cases by Population
Graph 9



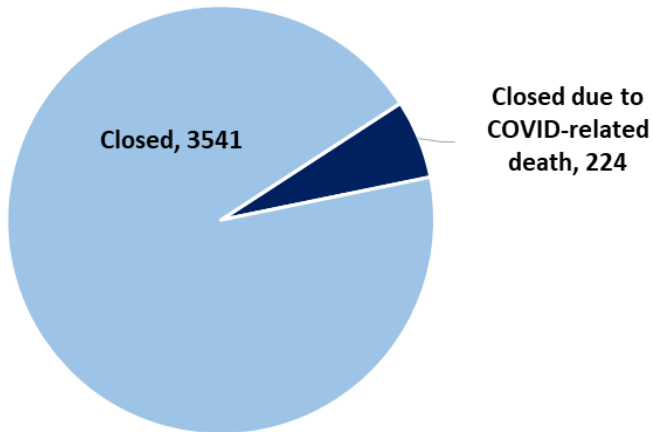
Counts of Cases	Ohio	Stark County
Confirmed	422,848	11,318
Hospitalized	28,153	723
Deaths	6,304	224

Rates based on 2018 population from data.census.gov.
Rates=(count/population)*100000

Graph 9 shows the rates dependent on the 2018 population in Ohio and Stark County. This graph works to compare cases in different populations by normalizing the cases per 100,000 persons.

- Ohio’s rate of laboratory confirmed cases is 1.2x higher than those in Stark County.
- Ohio’s rate of laboratory confirmed cases who require hospitalization is 1.2x higher than Stark County’s rate.
- Stark County’s rate of death due to COVID-19 complications is 1.1x higher than Ohio’s rate.

Closed Confirmed Cases
Graph 10

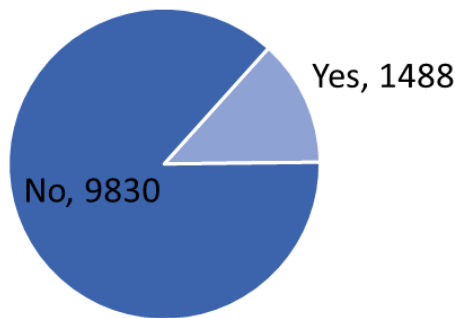


Graph 10 is the count of confirmed cases closed or closed due to death. Stark County has a total of 3765 cases closed of which 224 (5.9%) are due to death.

Cases can be closed for the following reasons:

- The person passed away. Can be either COVID-related or not COVID-related.
- Symptoms have resolved in that case.
- The person is no longer being followed by the local health department.

Confirmed Cases Linked to a Known Cluster
Graph 11



A cluster is defined as 2 or more cases with a common time and place of exposure. In Stark County, commonly these are work place, congregate living or family event/party settings. Additionally, cases that were exposed to original case members of the cluster and they subsequently became ill are also then linked to the original cluster.

We have removed the graph associated with health care workers and long-term care facilities. For more information on long-term care facilities including breakdown by facility and by resident/staff, please visit:

- <https://coronavirus.ohio.gov/wps/portal/gov/covid-19/dashboards/long-term-care-facilities/cases>
- <https://coronavirus.ohio.gov/wps/portal/gov/covid-19/dashboards/long-term-care-facilities/mortality>

Background from www.cdc.gov: Coronavirus disease 2019 (COVID-19) is a respiratory illness that can spread from person to person. The virus that causes COVID-19 is a novel coronavirus that was first identified during an investigation into an outbreak in Wuhan, China.

Confirmed

- Meets confirmatory laboratory evidence. NOTE: Asymptomatic infections are reportable as confirmed cases.

Probable

- Meets clinical criteria AND epidemiologic linkage with no confirmatory laboratory testing performed for SARS-CoV-2;
OR
- Meets presumptive laboratory evidence AND either clinical criteria OR epidemiologic linkage;
OR
- Meets vital records criteria with no confirmatory laboratory evidence for SARS-CoV2.

Counts and rates are based on date of illness onset. If onset date is unknown, the earliest known date is utilized. Any rates based on counts less than 10 are considered unreliable and caution should be exercised when interpreting. Due to testing restrictions, data may be skewed. Report compiled by Canton City Public Health.

Data is sourced from: coronavirus.ohio.gov, ODH data warehouse, and census.gov. “These data were provided by the Ohio Department of Health. The Department specifically disclaims responsibility for any analyses, interpretations or conclusions.”

For information regarding test priorities, please visit: <https://coronavirus.ohio.gov/static/docs/COVID-19-Testing-Guidance.pdf>

For information regarding testing sites, please visit: <https://coronavirus.ohio.gov/wps/portal/gov/covid-19/testing-centers/>

For information on Restart Stark, including guidance and resources for Stark County, please visit: <https://coronavirus-response-stark-county-resources-starkcountyohio.hub.arcgis.com/>

For information on the Ohio Public Health Advisory System, please visit: <https://coronavirus.ohio.gov/wps/portal/gov/covid-19/public-health-advisory-system/>

For information on testing Statewide, please visit: <https://coronavirus.ohio.gov/wps/portal/gov/covid-19/dashboards/key-metrics/testing>